ANNIC S.A.S
1 rue des Usines
82250 Laguepie - France
Tel: +33 (0) 5 63 30 21 01

**EN ISO 20345 : 2022**

**EN ISO 20347 : 2022**

M-08-2023

**CE certification notified body (see label)**

**0075**
CTC
4 rue Herman Frenkel
69367 LYON Cedex 07 – FRANCE

**2790**
Associação Portuguesa dos Industriais do Calçado, Componentes, Artigos de Pele e seus Sucedâneos
Rua Alves Redol, 372
4050-040 PORTO – PORTUGAL

**2777**
Satra Technology Europe Ltd
Bracetown Business Park, Clonee, Dublin 15
Dublin - Ireland

**UKCA**
**AB0321**
SATRA Technology Centre Ltd
Wyndham Way, Telford Way, Kettering
Northamptonshire
NN16 8SD, United Kingdom

## USER INFORMATION EN - 08/2023

**CARE OF YOUR FOOTWEAR**
For your safety and comfort our footwear has been made with the greatest of care from top quality materials using the latest technology.
The shoes must be stored in an appropriate manner, if possible, in the shoe box and a dry room. A general expiry date cannot be indicated due to very different influencing factors. Furthermore, the due date depends on the wear and tear, the type of use and the application.
**DRYING AND CLEANING**
After use leave your footwear to dry in an aired place away from heat. Remove any excess dust or dirt with a brush.
Remove any marks using a damp cloth and soap if necessary. Finally polish any grain or pigmented leathers using a commercially available shoe care product.
**USAGE**
If the shoe has a closing system (e.g. laces, heel strap, or mechanical system), you must release it before putting on the shoe and tie or close it when the shoe is well adapted to the foot.
The mark CE on this product shows that :
It satisfies the essential requirements provided by the European Regulation (EU) 2016/425 :
• Safety • Comfort • Wear resistance
That this footwear has been EU type approved by a competent organization (see label). The EU declaration of conformity is available at : https://doc.honeywellsafety.com
If the UKCA marking is on the label, the UKCA marking was issued for this PPE by SATRA technology centre Ltd (AB0321) and satisfies the Personal Protective Equipment Regulation "Regulation (EU) 2016/425 as brought into UK law and amended"
**General information :**
The safety footwear meets the requirements of EN ISO 20345:2022 and fulfill beyond that in most cases the supplementary requirements (S1, S2, S3, S3L, S3S, S4, S5, S5L, S5S, S6, S7, S7L, S7S), in some cases the basic requirements (SB).
The occupational footwear meets the requirements of EN ISO 20347:2022 and fulfill beyond that in most cases the supplementary requirements (O1, O2, O3, O3L, O3S, O4, O5, O5L, O5L, O6, O7, O7L, O7S), in some cases the basic requirements (OB).
The EN ISO 20345:2022 and EN ISO 20347:2022 marking on the product guarantees:
In terms of comfort and wear resistance a level of acceptable quality as defined by an agreed European standard:
The presence of a safety toe cap giving protection against an impact equivalent to 200 joules and against compression under a load of 15 KN for the EN ISO 20345:2022
Nevertheless, for certain applications additional requirements can be provided.
In order that you are aware of the degree of protection provided by this footwear see the table below.

| Requirements | Class I | | | | | | | | | | Class II | | | | |
|---|---|---|---|---|---|---|---|---|---|---|---|---|---|---|---|
| Safety footwear | SB | S1 | S2 | S3 | S3L | S3S | S6 | S7 | S7L | S7S | SB | S4 | S5 | S5L | S5S |
| Occupational footwear | OB | O1 | O2 | O3 | O3L | O3S | O6 | O7 | O7L | O7S | OB | O4 | O5 | O5L | O5S |
| Basic footwear | X | X | X | X | X | X | X | X | X | X | X | X | X | X | X |
| Closed heel area | | X | X | X | X | X | X | X | X | X | | X | X | X | X |
| Antistatic | | X | X | X | X | X | X | X | X | X | | X | X | X | X |
| Energy absorption of seat region | | X | X | X | X | X | X | X | X | X | | X | X | X | X |
| Water penetration & absorption (WPA) | | | X | X | X | X | X | X | X | X | | | | | |
| Water resistance of whole footwear (WR) | | | | | | | X | X | X | X | | | | | |
| Sole penetration resistance Metal insert type P | | | | X | | | | X | | | | | X | | |
| Sole penetration resistance Non-metal insert | | | | | X | | | | X | | | | | X | |
| Sole penetration resistance Non-metal insert | | | | | | X | | | | X | | | | | X |
| Cleated outsole | | | | X | X | X | | X | X | X | | | X | X | X |

Slip resistance is highly dependent on the test conditions, and the particular combination of surface
and contaminant. It would therefore be prudent to test footwear , as far as is practicable, against real-life surfaces and other challenges.
Caution should be applied when testing or using footwear on profiled floors. Such combinations may give the impression of providing slip resistance through friction; in many cases this impression could be misleading. Specific tread patterns may interlock with profiled floors. This interaction can change quickly with even a small amount of wear.
The values indicated in the table below correspond to the minimum coefficient of friction requirement for slip resistance according to the standard EN ISO 20345:2022 and EN ISO 20347:2022.

| Surface | Liquid | Minimum requirements: Condition A (forward heel slip) | Minimum requirements: Condition B (backward forepart slip) | Surface | Liquid | Additional requirements (SR): Condition C (forward heel slip) | Additional requirements (SR): Condition D (backward forepart slip) |
|---|---|---|---|---|---|---|---|
| Ceramic tile floor | Sodium Lauryl sulfate (NaLS) | ≥ 0.31 | ≥ 0.36 | Ceramic tile floor | Glycerine | ≥ 0.19 | ≥ 0.22 |

Other additional requirements for special applications with appropriate symbols for marking :
**P :** Perforation resistance with metal insert type P
**PL :** Perforation resistance with non-metal insert ty pe PL
**PS :** Perforation resistance with non-metal insert ty pe PS
**A :** Antistatic footwear
**C :** Partially conductive footwear
**HI :** Heat insulation of the sole complex
**CI :** Cold insulation of the sole complex
**E :** Energy absorption of the seat region
**WR :** Water resistance of the whole footwear
**M :** Metatarsal protection
**AN :** Ankle protection
**CR :** Cut resistance
**SC :** Scuff cap abrasion
**SR :** Slip resistance on ceramic tile floor with glycerine
**WPA :** Water penetration and absorption
**FO :** Resistance of the outsole to fuel oil
**HRO :** Resistance of the outsole to hot contact
**LG :** Ladder Grip
The water penetration and absorption resistance properties (WPA, S2, S3, S3L, S3S, O2, O3, O3L, O3S) only concern the upper materials and do not guarantee th waterproofness of the footwear.
**f there are none of these additional marks, the risks described above are not covered.**
These guarantees are valid for footwear in good condition and the company cannot be held responsible for any usage not provided for within the framework of this current information notice.
We ask that you read the following carefully in order to make the best possible use of the professional footwear you have just received.
**If the footwear is supplied with a removable insock,** testing was carried out with the insock in place. Footwear should only be the insock in place and the ins ock shall only be replaced by a comparable insock supplied by the original footwear man
**If the footwear is supplied without an insock,** testing was carried out with no insock present. Fitting an insock can affect the protective properties of the f
**If the footwear is supplied with a part of, or the whole sole unit made of polyurethane :**
We advise that the footwear should be used in the limit of **3 years** following the manufacturing date, which figures on the footwear (label or
**If the footwear is supplied with a sole unit made from a material other than polyurethane :**
We advise that the footwear should be used in the limit of **5 years** following the manufacturing date, which figures on the footwear (label or
**In both cases,** after this time limit, certain factors such as: exposure to sunlight, hydrometry, temperature changes, could cause a modification in the structure of the ma terial, which would no longer maintain the same performance levels with regards to the requirements defined in the European Regulation (EU) 2016/425. These time limits in dicated, concern only new footwear in their original packaging, kept in a controlled stock area, not subject to rapid changes in temperature or humidity levels.
This footwear has been designed and made taking your requirements into account and we hope that they will serve you well.
**If the footwear has perforation resistance :**
The perforation resistance of this footwear has been measured in the laboratory using standardized nails and forces. Nails of smaller diameter and higher static or dynam ic loads will increase the risk of perforation occurring. In such circumstances, additional preventative measures should be considered.
Three generic types of perforation resistant inserts are currently available in PPE footwear. These are metal types and from non-metal materials, which shall be ch osen on basis of a job-related risk assessment. All types give protection against perforation risks, but each has different additional advantages or disadvantages including the follow ing :
**Metal (e.g. S1P, S3) :** Is less affected by the shape of the sharp object/hazard (i.e. diameter, geometry, sharpness) but due to shoemaking techniques may not cover the entire lower area of the shoe.
**Non-metal (PS or PL or category e.g. S1PS, S3L):** May be lighter, more flexible and provide greater coverage area, but the perforation resistance may vary more depending on the shape of the sharp object/hazard (i.e. diameter, geometry, sharpness). Two types in terms of the protection afforded are available. Type PS may offer more appropriate protection from smaller diameter objects than type PL.
**If footwear has antistatic features, it is essential that the following recommendations are observed:** "Antistatic footwear should be used if it is necessary to minimize electrostatic build-up by dissipating electrostatic charges, thus avoiding the risk of spark ignition of, for example, flammable substances and vapours, and if the risk of electric shock from mains voltage equipment cannot be completely eliminated from the workplace. Antistatic footwear introduces a resistance between the foot and ground but may not offer complete protection. Antistatic footwear is not suitable for work on live electrical installations. It should be noted, however, that antistatic footwear cannot guarantee adequate protection against electric shock from a static discharge as it only introduces a resistance between foot and floor. If the risk of static discharge electric shock, has not been completely eliminated, additional measures to avoid these risks are essential. Such measures, as well as the additional tests mentioned below, should be a routine part of the accident prevention program at the workplace.
Antistatic footwear will not provide protection against electric shock from AC or DC voltages. If the risk of being exposed to any AC or DC voltage exists, then electrical insulating footwear shall be used to protect from against serious injury.
The electrical resistance of antistatic footwear can be changed significantly by flexing, contamination or moisture. This footwear might not perform its intended function if worn in wet conditions.
Class I footwear can absorb moisture and can become conductive if worn for prolonged periods in moist and wet conditions. Class II footwear is resistant to moist and wet conditions and should be used is if the risk of exposure exists.
If the footwear is worn in conditions where the soling material becomes contaminated, wearers should always check the antistatic properties of the footwear before entering a hazard area.
Where antistatic footwear is in use, the resistance of the flooring should be such that it does not invalidate the protection provided by the footwear."
It is recommended to use an antistatic sock.
"It is, therefore, necessary to ensure, that the combination of the footwear its wearers and their environment is capable, to fulfil the designed function of dissipating electrostatic charges, and of giving some protection during its entire life. Thus, it is recommended, that the user establish an in-house test for electrical resistance, which is carried out at regular and frequent intervals."
**If footwear has partially conductive features, it is essential that the following recommendations are observed:**
"Electrically partially conductive footwear should be used if it is necessary to minimize electrostatic charges in the shortest possible time, e.g. when handling explosives. Electrically partially conductive footwear should not be used, if the risk of shock from any electrical apparatus or live parts with AC or DC voltages has not been completely eliminated. In order to ensure that this footwear is partially conductive, it has been specified to have an upper limit of resistance of 100 kΩ in its new state.
During service, the electrical resistance of footwear made from conducting material can change significantly due to flexing and contamination, and it is necessary to ensure, that the product is capable of fulfilling its designed function of dissipating electrostatic charges during its entire life. Where necessary, it is therefore recommended, that the user establish an in-house test for electrical resistance and use it at regular intervals. This test and those mentioned below should be a routine part of the accident prevention program at the workplace.
If the footwear is worn in conditions where the soling material becomes contaminated with substances that can increase the electrical resistance of the footwear, wearers should always check the electrical properties of their footwear before entering a hazard area.
It is recommended to use an electrical dissipative sock.
Where partially conductive footwear is in use, the resistance of the flooring should be such that it does not invalidate the protection provided by the footwear. In use, no insulating elements should be introduced between the inner sole of the footwear and the foot of the wearer. If an insert (i.e. insocks, socks) is put between the inner sole and the foot the combination footwear/insert should be checked for its electrical properties."
**The footwear shall not be modified, except for orthopedic adaptations according to Annex A of the standard**
**Orthopedic changes and adjustments of safety footwear:** If the safety footwear acquired by you is with certain restrictions orthopedically changeable and/or adaptable. Information about the orthopedic changes which can be made according to the prototype test and the certificate can be found in the internet on the website www.honeywellsafety.com together with a reference of qualified partners, which take care on these changes.
**ESD Instructions for safety footwear**
The symbol ESD: stands for Electric Static Discharge.
Conditions of use: The areas in which ESD footwear are used are: semiconductor electronic industry, fine chemistry (explosion hazards) and all other white room use.
Access to these areas: Staff access into these areas is stringently secure, with entry following a control of PPE performance and compliance on the part of the user utilizing an adapted system, to ensure compliance with tolerances
ESD footwear compliance: Footwear marked as ESD has been tested in an approved laboratory according to standard EN IEC 61340-4-3:2018
Other provisions: They are identical to those provided in the user information of safety footwear, in accordance with standard EN ISO 20345:2022 and occupational footwear, in accordance with the standard EN ISO 20347:2022.
**Criteria for the assessment of the state of footwear**
- Beginning of pronounced and deep cracking affecting half of the upper material thickness (fig. a)
- Strong abrasion of the upper material, especially if the toe puff or the toecap is revealed (fig. b)
- The upper shows areas with deformations or split seams in the leg (fig. c)
- The outsole shows cracks higher than 10 mm long and 3 mm deep (fig. d)
- Upper/outsole separation of more than 15 mm long and 5 mm deep (fig. g)
- Cleat height for cleated outsoles at any point lower than 1,5 mm (fig. e)
- Original insock/s (if any) showing pronounced deformation and crushing
- Destruction of the lining or sharp borders of the toe protection which could cause wounds (fig. f)
- Delamination of the soling materials (fig. h)
- Pronounced deformation of the outsole due to heat exposure any of the following causes (fig. i)
  - joining of 2 or more cleats due to the material melting.
  - decrease of the height of any cleat to less than 1,5 mm.
  - omelting of the outside of the cleat and the midsole becomes visible.
- The closing mechanism is not in working order (zip, laces, eyelets, touch, and close system).

## INFORMATIONS DE L'UTILISATEUR FR - 08/2023

| Exigences | Classe I | | | | | | | | | | Classe II | | | | |
|---|---|---|---|---|---|---|---|---|---|---|---|---|---|---|---|
| Chaussures de sécurité | SB | S1 | S2 | S3 | S3L | S3S | S6 | S7 | S7L | S7S | SB | S4 | S5 | S5L | S5S |
| Chaussures de travail | OB | O1 | O2 | O3 | O3L | O3S | O6 | O7 | O7L | O7S | OB | O4 | O5 | O5L | O5S |
| Chaussures de base | X | X | X | X | X | X | X | X | X | X | X | X | X | X | X |
| Talon fermé | | X | X | X | X | X | X | X | X | X | | X | X | X | X |
| Antistatique | | X | X | X | X | X | X | X | X | X | | X | X | X | X |
| Absorption d'énergie au talon | | X | X | X | X | X | X | X | X | X | | X | X | X | X |
| Pénétration et absorption de l'eau WPA | | | X | X | X | X | X | X | X | X | | | | | |
| Résistance à l'eau de la chaussure entière (WR) | | | | | | | X | X | X | X | | | | | |
| Résistance à la pénétration de la semelle. Insert métallique type P | | | | X | | | | X | | | | | X | | |
| Résistance à la pénétration de la semelle. Insert non métallique type PL | | | | | X | | | | X | | | | | X | |
| Résistance à la pénétration de la semelle. Insert non métallique de type PS | | | | | | X | | | | X | | | | | X |
| Semelle extérieure à crampons | | | | X | X | X | | X | X | X | | | X | X | X |

## تعليماتالاستخدام AR - 08/2023

## РЪКОВОДСТВО ЗА УПОТРЕБА BG - 08/2023

| Изисквания | Клас I | | | | | | | | | | Клас II | | | | |
|---|---|---|---|---|---|---|---|---|---|---|---|---|---|---|---|
| Обезопасяващи обувки | SB | S1 | S2 | S3 | S3L | S3S | S6 | S7 | S7L | S7S | SB | S4 | S5 | S5L | S5S |
| Работни обувки | OB | O1 | O2 | O3 | O3L | O3S | O6 | O7 | O7L | O7S | OB | O4 | O5 | O5L | O5S |
| Основни обувки | X | X | X | X | X | X | X | X | X | X | X | X | X | X | X |
| Затворена зона на петата | | X | X | X | X | X | X | X | X | X | | X | X | X | X |
| Антистатични | | X | X | X | X | X | X | X | X | X | | X | X | X | X |
| Поглъщане на енергията в на петата | | X | X | X | X | X | X | X | X | X | | X | X | X | X |
| Проникване и абсорбиране на вода (WPA) | | | X | X | X | X | X | X | X | X | | | | | |
| Водоустойчивост на цялата обувка (WR) | | | | | | | X | X | X | X | | | | | |
| Устойчивост на проникване на подметката Метална вложка тип P | | | | X | | | | X | | | | | X | | |
| Устойчивост на проникване на подметката Неметална вложка тип PL | | | | | X | | | | X | | | | | X | |
| Устойчивост на проникване на подметката Неметална вложка тип PS | | | | | | X | | | | X | | | | | X |
| Кошпеї слой | | | | X | X | X | | X | X | X | | | X | X | X |

## BRUGEROPLYSNINGER DA - 08/2023

| Krav | Klasse I | | | | | | | | | | Klasse II | | | | |
|---|---|---|---|---|---|---|---|---|---|---|---|---|---|---|---|
| Sikkerhedsfodtøj | SB | S1 | S2 | S3 | S3L | S3S | S6 | S7 | S7L | S7S | SB | S4 | S5 | S5L | S5S |
| Arbejdsfodtøj | OB | O1 | O2 | O3 | O3L | O3S | O6 | O7 | O7L | O7S | OB | O4 | O5 | O5L | O5S |
| Almindeligt fodtøj | X | X | X | X | X | X | X | X | X | X | X | X | X | X | X |
| Aflukket hælområde | | X | X | X | X | X | X | X | X | X | | X | X | X | X |
| Antistatisk | | X | X | X | X | X | X | X | X | X | | X | X | X | X |
| Energiabsorption i træde- fladen | | X | X | X | X | X | X | X | X | X | | X | X | X | X |
| Vand indtrængning og absorbering (WPA) | | | X | X | X | X | X | X | X | X | | | | | |
| Vandtæthed for hele fodtøjet (WR) | | | | | | | X | X | X | X | | | | | |
| Sålens gennemtrængningsmodstand Metalindlæg af typen P | | | | X | | | | X | | | | | X | | |
| Sålens gennemtrængningsmodstand Metalindlæg af typen PL | | | | | X | | | | X | | | | | X | |
| Sålens gennemtrængningsmodstand Metalindlæg af typen PS | | | | | | X | | | | X | | | | | X |
| Knoppet slidsål | | | | X | X | X | | X | X | X | | | X | X | X |

## NUTZERINFORMATION DE - 08/2023

| Vorraussetzungen | Klasse I | | | | | | | | | | Klasse II | | | | |
|---|---|---|---|---|---|---|---|---|---|---|---|---|---|---|---|
| Sicherheitsschuhe | SB | S1 | S2 | S3 | S3L | S3S | S6 | S7 | S7L | S7S | SB | S4 | S5 | S5L | S5S |
| Berufsschuhe | OB | O1 | O2 | O3 | O3L | O3S | O6 | O7 | O7L | O7S | OB | O4 | O5 | O5L | O5S |
| Grundlegendes Schuhwerk | X | X | X | X | X | X | X | X | X | X | X | X | X | X | X |
| Geschlossener Fersenbereich | | X | X | X | X | X | X | X | X | X | | X | X | X | X |
| Antistatisch | | X | X | X | X | X | X | X | X | X | | X | X | X | X |
| Energieabsorption des Sitzes Bereich | | X | X | X | X | X | X | X | X | X | | X | X | X | X |
| Wasser Durchdringung & Absorption (WPA) | | | X | X | X | X | X | X | X | X | | | | | |
| Wasserbeständigkeit des gesamten Schuhwerks (WR) | | | | | | | X | X | X | X | | | | | |
| Sohle Durchdringungsfestigkeit Metalleinlage Typ P | | | | X | | | | X | | | | | X | | |
| Sohle Durchdringungsfestigkeit Nicht-Metalleinlage Typ PL | | | | | X | | | | X | | | | | X | |
| Sohle Durchdringungsfestigkeit Nicht-Metalleinlage Typ PS | | | | | | X | | | | X | | | | | X |
| Stollenförmige Laufsohle | | | | X | X | X | | X | X | X | | | X | X | X |

## INFORMACIÓN DE USUARIO ES - 08/2023

| Requisitos | Clase I | | | | | | | | | | Clase II | | | | |
|---|---|---|---|---|---|---|---|---|---|---|---|---|---|---|---|
| Calzado de seguridad | SB | S1 | S2 | S3 | S3L | S3S | S6 | S7 | S7L | S7S | SB | S4 | S5 | S5L | S5S |
| Calzado ocupacional | OB | O1 | O2 | O3 | O3L | O3S | O6 | O7 | O7L | O7S | OB | O4 | O5 | O5L | O5S |
| Calzado básico | X | X | X | X | X | X | X | X | X | X | X | X | X | X | X |
| Área de talón cerrada | | X | X | X | X | X | X | X | X | X | | X | X | X | X |
| Antiestático | | X | X | X | X | X | X | X | X | X | | X | X | X | X |
| Absorción de energía de la zona del asiento | | X | X | X | X | X | X | X | X | X | | X | X | X | X |
| Penetración y absorción de agua (WPA) | | | X | X | X | X | X | X | X | X | | | | | |
| Resistencia al agua del calzado completo | | | | | | | X | X | X | X | | | | | |
| Resistencia a la penetración de la suela Inserto de metal de tipo P | | | | X | | | | X | | | | | X | | |
| Resistencia a la penetración de la suela Inserto de no metal de tipo PL | | | | | X | | | | X | | | | | X | |
| Resistencia a la penetración de la suela Inserto de no metal de tipo PS | | | | | | X | | | | X | | | | | X |
| Suela exterior con tacos | | | | X | X | X | | X | X | X | | | X | X | X |

## KASUTAJATEAVE ET - 08/2023

| Nõuded | I klass | | | | | | | | | | II klass | | | | |
|---|---|---|---|---|---|---|---|---|---|---|---|---|---|---|---|
| Turvajalatsid | SB | S1 | S2 | S3 | S3L | S3S | S6 | S7 | S7L | S7S | SB | S4 | S5 | S5L | S5S |
| Tööjalatsid | OB | O1 | O2 | O3 | O3L | O3S | O6 | O7 | O7L | O7S | OB | O4 | O5 | O5L | O5S |
| Põhijalatsid | X | X | X | X | X | X | X | X | X | X | X | X | X | X | X |
| Suletud kannaosa | | X | X | X | X | X | X | X | X | X | | X | X | X | X |
| Antistaatiline | | X | X | X | X | X | X | X | X | X | | X | X | X | X |
| Löögisummutusega tallaosa | | X | X | X | X | X | X | X | X | X | | X | X | X | X |
| Vetthülgav (WPA) | | | X | X | X | X | X | X | X | X | | | | | |
| Kogu jalatsi veekindlus (WR) | | | | | | | X | X | X | X | | | | | |
| Talla torkekindlus, P-tüüpi metalltõke | | | | X | | | | X | | | | | X | | |
| Talla torkekindlus, PL-tüüpi mittemetalltõke | | | | | X | | | | X | | | | | X | |
| Talla torkekindlus, PS-tüüpi mittemetalltõke | | | | | | X | | | | X | | | | | X |
| Tugevdatud välistald | | | | X | X | X | | X | X | X | | | X | X | X |

## TIETOA KÄYTTÄJÄLLE FI - 08/2023

| Vaatimukset | Luokka I | | | | | | | | | | Luokka II | | | | |
|---|---|---|---|---|---|---|---|---|---|---|---|---|---|---|---|
| Turvajalkineet | SB | S1 | S2 | S3 | S3L | S3S | S6 | S7 | S7L | S7S | SB | S4 | S5 | S5L | S5S |
| Työjalkineet | OB | O1 | O2 | O3 | O3L | O3S | O6 | O7 | O7L | O7S | OB | O4 | O5 | O5L | O5S |
| Tavalliset jalkineet | X | X | X | X | X | X | X | X | X | X | X | X | X | X | X |
| Suljettu kantapää | | X | X | X | X | X | X | X | X | X | | X | X | X | X |
| Antistaattinen | | X | X | X | X | X | X | X | X | X | | X | X | X | X |
| Kantapään alueen iskunvaimennus | | X | X | X | X | X | X | X | X | X | | X | X | X | X |
| Veden tunkeutuminen ja imeytyminen | | | X | X | X | X | X | X | X | X | | | | | |
| Koko jalkineen vedenhylkivyys | | | | | | | X | X | X | X | | | | | |
| Pohjan lävistyskestävyys Metallinen sisälevy tyyppi P | | | | X | | | | X | | | | | X | | |
| Pohjan lävistyskestävyys Ei-metallinen sisälevy tyyppi PL | | | | | X | | | | X | | | | | X | |
| Pohjan lävistyskestävyys Ei-metallinen sisälevy tyyppi PS | | | | | | X | | | | X | | | | | X |
| Vahvasti kuvioitu pohja | | | | X | X | X | | X | X | X | | | X | X | X |

## KORISNIČKE INFORMACIJE HR - 08/2023

| Zahtjevi | Klasa I | | | | | | | | | | Klasa II | | | | |
|---|---|---|---|---|---|---|---|---|---|---|---|---|---|---|---|
| Sigurnosna obuća | SB | S1 | S2 | S3 | S3L | S3S | S6 | S7 | S7L | S7S | SB | S4 | S5 | S5L | S5S |
| Radna obuća | OB | O1 | O2 | O3 | O3L | O3S | O6 | O7 | O7L | O7S | OB | O4 | O5 | O5L | O5S |
| Osnovna obuća | X | X | X | X | X | X | X | X | X | X | X | X | X | X | X |
| Područje zatvorene pete | | X | X | X | X | X | X | X | X | X | | X | X | X | X |
| Antistatičko | | X | X | X | X | X | X | X | X | X | | X | X | X | X |
| Energetska apsorpcija područja sjedala | | X | X | X | X | X | X | X | X | X | | X | X | X | X |
| Prodiranje i apsorpcija vode | | | X | X | X | X | X | X | X | X | | | | | |
| Otpornost na vodu cijele odjeće | | | | | | | X | X | X | X | | | | | |
| Otpornost na prodiranje potplata Metalni umetak tipa P | | | | X | | | | X | | | | | X | | |
| Otpornost na prodiranje potplata Nemetalni umetak tipa PL | | | | | X | | | | X | | | | | X | |
| Otpornost na prodiranje potplata Nemetalni umetak tipa PS | | | | | | X | | | | X | | | | | X |
| Nazubljeni potplat | | | | X | X | X | | X | X | X | | | X | X | X |

## FELHASZNÁLÓI INFORMÁCIÓK HU - 08/2023

| Követelmények | I. osztály | | | | | | | | | | II. osztály | | | | |
|---|---|---|---|---|---|---|---|---|---|---|---|---|---|---|---|
| Biztonsági lábbelik | SB | S1 | S2 | S3 | S3L | S3S | S6 | S7 | S7L | S7S | SB | S4 | S5 | S5L | S5S |
| Munkahelyi lábbelik | OB | O1 | O2 | O3 | O3L | O3S | O6 | O7 | O7L | O7S | OB | O4 | O5 | O5L | O5S |
| Alap lábbelik | X | X | X | X | X | X | X | X | X | X | X | X | X | X | X |
| Zárt sarokrész | | X | X | X | X | X | X | X | X | X | | X | X | X | X |
| Antisztatikus | | X | X | X | X | X | X | X | X | X | | X | X | X | X |
| Az ülés energiaelnyelése terület | | X | X | X | X | X | X | X | X | X | | X | X | X | X |
| Vízbehatolás és vízfelszívás (WPA) | | | X | X | X | X | X | X | X | X | | | | | |
| Az egész lábbeli vízhatlansága | | | | | | | X | X | X | X | | | | | |
| Talp áthatolással szembeni ellenállása P típusú fémbetét | | | | X | | | | X | | | | | X | | |
| Talp áthatolással szembeni ellenállása PL típusú nemfém betét | | | | | X | | | | X | | | | | X | |
| Talp áthatolással szembeni ellenállása PS típusú nemfém betét | | | | | | X | | | | X | | | | | X |
| Szegecses járótalp | | | | X | X | X | | X | X | X | | | X | X | X |

## הוראות משתמש ISR - 08/2023

# ΠΛΗΡΟΦΟΡΙΕΣ ΧΡΗΣΤΗ — EL - 08/2023

**ΦΡΟΝΤΙΔΑ ΤΩΝ ΥΠΟΔΗΜΑΤΩΝ ΣΑΣ**
Για την ασφάλεια και την άνεσή σας, τα υποδήματα μας έχουν κατασκευαστεί με τη μεγαλύτερη δυνατή φροντίδα από υλικά υψηλής ποιότητας και με τη χρήση της τελευταίας λέξης της τεχνολογίας.
Τα παπούτσια πρέπει να αποθηκεύονται με κατάλληλο τρόπο, αν είναι δυνατόν, στο κουτί παπουτσιών και σε στεγνό χώρο. Μια γενική ημερομηνία λήξης δεν μπορεί να αναφερθεί λόγω πολλών διαφορετικών παραγόντων που επηρεάζουν το προϊόν. Επιπλέον, η ημερομηνία λήξης εξαρτάται από τη φθορά, τον τύπο χρήσης και την εφαρμογή.
**ΣΤΕΓΝΩΜΑ ΚΑΙ ΚΑΘΑΡΙΣΜΟΣ**
**ΧΡΗΣΗ**

| Προϋποθέσεις | Κατηγορία I | | | | | | | | | | Κατηγορία II | | | | |
|---|---|---|---|---|---|---|---|---|---|---|---|---|---|---|---|
| Υποδήματα ασφαλείας | SB | S1 | S2 | S3 | S3L | S3S | S6 | S7 | S7L | S7S | SB | S4 | S5 | S5L | S5S |
| Υποδήματα τύπου εργασίας | OB | O1 | O2 | O3 | O3L | O3S | O6 | O7 | O7L | O7S | OB | O4 | O5 | O5L | O5S |
| Βασικά υποδήματα | X | X | X | X | X | X | X | X | X | X | X | X | X | X | X |
| Κλειστή περιοχή φτέρνας | | X | X | X | X | X | X | X | X | X | | X | X | X | X |
| Αντιστατικό | | X | X | X | X | X | X | X | X | X | | X | X | X | X |
| Απορρόφηση ενέργειας του μέρους ερεισινώτων | | X | X | X | X | X | X | X | X | X | | X | X | X | X |
| Νερό Διείσδυση & απορρόφηση νερού (WPA) | | | X | X | X | X | X | X | X | X | | | | | |
| Αντοχή των υποδημάτων στο νερό (WR) | | | | | | | X | X | X | X | | | | | |
| Αντοχή στη διείσδυση της σόλας Μεταλλικό ένθετο τύπου P | | | | X | | | | X | | | | | X | | |
| Αντοχή στη διείσδυση της σόλας Μη μεταλλικό ένθετο τύπου PL | | | | | X | | | | X | | | | | X | |
| Αντοχή στη διείσδυση της σόλας Μη μεταλλικό ένθετο τύπου PS | | | | | | X | | | | X | | | | | X |
| Εξωτερική σόλα τύπου σφήνα | | | | X | X | X | | X | X | X | | | X | X | X |

| Επιφάνεια | Υγρό | Κατάσταση A | Κατάσταση B | Επιφάνεια | Υγρό | Κατάσταση C | Κατάσταση D |
|---|---|---|---|---|---|---|---|
| Πάτωμα από κεραμικά πλακάκια | Λαυρυλοθειικό νάτριο (NaLS) | ≥ 0.31 | ≥ 0.36 | Πάτωμα από κεραμικά πλακάκια | Γλυκερίνη | ≥ 0.19 | ≥ 0.22 |

# INFORMAZIONI PER L'UTENTE — IT - 08/2023

**CALZATURE REALIZZATE CON LA MASSIMA CURA**
Per garantire la sicurezza e la comodità degli utenti, le nostre calzature sono state realizzate con la massima cura, utilizzando materiali di prima qualità e le tecnologie più avanzate.
Le scarpe devono essere conservate adeguatamente, possibilmente riposte all'interno della confezione e in un luogo asciutto. Non è possibile indicare una data di scadenza orientativa, poiché vari sono i fattori che possono influire su di essa. Inoltre, la data di scadenza dipende dal livello di usura e consumo, dal tipo di utilizzo e dall'applicazione.
**ASCIUGATURA E PULIZIA**
Dopo l'uso, lasciare asciugare le calzature in un luogo aerato e lontano da fonti di calore. Rimuovere la polvere o lo sporco in eccesso con una spazzola.
Rimuovere le macchie con un panno umido e sapone, se necessario. Infine, lucidare la pelle fiore o la pelle pigmentata con un prodotto per la cura delle scarpe disponibile in commercio.
**UTILIZZO**
Se la scarpa è dotata di un sistema di chiusura (ad esempio lacci, cinturino per il tallone o sistema meccanico), è necessario aprirlo prima di indossarla e allacciarlo o chiuderlo una volta che la scarpa si sarà ben adattata al piede.
La marcatura CE sul prodotto indica che :
Soddisfa i requisiti essenziali previsti dal Regolamento Europeo (UE) 2016/425 :
• Sicurezza • Comodità • Resistenza all'usura
la presente calzatura ha ottenuto l'omologazione UE. da un'organizzazione competente (vedi etichetta). La dichiarazione di conformità dell'UE è disponibile all'indirizzo : https://doc.honeywellsafety.com.
**Informazioni generali :**
Le calzature di sicurezza soddisfano i requisiti della norma EN ISO 20345:2022; inoltre, nella maggior parte dei casi, soddisfano i requisiti supplementari (S1, S2, S3, S3L, S3S, S4, S5, S5L, S5S, S6, S7, S7L, S7S); in alcuni casi i requisiti di base (SB).
Le calzature da lavoro soddisfano i requisiti della norma EN ISO 20347:2022; inoltre, nella maggior parte dei casi, soddisfano i requisiti supplementari (O1, O2, O3, O3L, O3S, O4, O5, O5L, O5S, O6, O7, O7L, O7S), in alcuni casi i requisiti di base (OB).
Le marcature EN ISO 20345:2022 e EN ISO 20347:2022 presenti sul prodotto garantiscono :
In termini di comodità e resistenza all'usura, un livello di qualità accettabile definito da una norma concordata a livello europeo.
La presenza di un puntale di sicurezza che fornisce protezione contro un impatto pari a 200 joule e una compressione sotto un carico di 15 KN conformemente alla norma EN ISO 20345:2022
Tuttavia, per alcune applicazioni possono essere previsti requisiti aggiuntivi.
Per conoscere il grado di protezione offerto dalla presente calzatura, consultare la tabella seguente.

| Requisiti | Classe I | | | | | | | | | | Classe II | | | | |
|---|---|---|---|---|---|---|---|---|---|---|---|---|---|---|---|
| Calzature di sicurezza | SB | S1 | S2 | S3 | S3L | S3S | S6 | S7 | S7L | S7S | SB | S4 | S5 | S5L | S5S |
| Calzature da lavoro | OB | O1 | O2 | O3 | O3L | O3S | O6 | O7 | O7L | O7S | OB | O4 | O5 | O5L | O5S |
| Calzature tradizionali | X | X | X | X | X | X | X | X | X | X | X | X | X | X | X |
| Tallone chiuso | | X | X | X | X | X | X | X | X | X | | X | X | X | X |
| Antistatica | | X | X | X | X | X | X | X | X | X | | X | X | X | X |
| Assorbimento di energia della superficie di appoggio | | X | X | X | X | X | X | X | X | X | | X | X | X | X |
| Penetrazione e assorbimento dell'acqua (WPA) | | | X | X | X | X | X | X | X | X | | | | | |
| Resistenza all'acqua dell'intera calzatura (WR) | | | | | | | X | X | X | X | | | | | |
| Resistenza della suola alla penetrazione Inserto metallico tipo P | | | | X | | | | X | | | | | X | | |
| Resistenza della suola alla penetrazione Inserto non metallico tipo PL | | | | | X | | | | X | | | | | X | |
| Resistenza della suola alla penetrazione Inserto non metallico tipo PS | | | | | | X | | | | X | | | | | X |
| Suola carrarmato | | | | X | X | X | | X | X | X | | | X | X | X |

La resistenza allo scivolamento dipende in larga misura dalle condizioni di prova e dalla particolare combinazione di superfici e contaminanti. Sarebbe quindi prudente testare le calzature, per quanto possibile, su superfici e in presenza di criticità reali.
È necessario prestare attenzione quando si provano o si utilizzano calzature su superfici profilate. Queste combinazioni possono dare l'impressione di fornire una resistenza allo scivolamento grazie all'attrito; in molti casi quest'impressione potrebbe essere fuorviante. Dei particolari motivi della suola possono incastrarsi con le superfici profilate. Tale interazione può cambiare rapidamente con un'usura minima.
I valori indicati nella seguente tabella corrispondono al coefficiente di attrito minimo stabilito per la resistenza allo scivolamento in conformità con le norme EN ISO 20345:2022 e EN ISO 20347:2022.

| Superficie | Liquido | Condizione A (scivolamento del tallone in avanti) | Condizione B (scivolamento dell'avampiede all'indietro) | Superficie | Liquido | Condizione C (scivolamento del tallone in avanti) | Condizione D (scivolamento dell'avampiede all'indietro) |
|---|---|---|---|---|---|---|---|
| Pavimento in piastrelle di ceramica | Laurilsolfato di sodio (NaLS) | ≥ 0.31 | ≥ 0.36 | Pavimento in piastrelle di ceramica | Glicerina | ≥ 0.19 | ≥ 0.22 |

Altri requisiti aggiuntivi per applicazioni speciali con i relativi simboli per la marcatura :
**P** : Resistenza alla perforazione con inserto metallico di tipo P
**PL** : Resistenza alla perforazione con inserto non metallico di tipo PL
**PS** : Resistenza alla perforazione con inserto non metallico di tipo PS
**A** : Calzature antistatiche
**C** : Calzature parzialmente conduttive
**HI** : Isolamento termico del complesso suola
**CI** : Isolamento dal freddo del complesso suola
**E** : Assorbimento di energia della superficie di appoggio
**WR** : Resistenza all'acqua dell'intera calzatura
**M** : Protezione metatarsale
**AN** : Protezione della caviglia
**CR** : Resistenza al taglio
**SC** : Abrasione scuff cap
**SR** : Resistenza allo scivolamento su pavimenti in ceramica con glicerina
**WPA** : Penetrazione e assorbimento dell'acqua
**FO** : Resistenza della suola all'olio combustibile
**HRO** : Resistenza della suola al contatto con il caldo
**LG** : Sostegno su scala

Le proprietà di resistenza alla penetrazione e all'assorbimento dell'acqua (WPA, S2, S3, S3L, S3S, O2, O3, O3L, O3S) riguardano solo i materiali della tomaia e non garantiscono l'impermeabilità complessiva della calzatura.
**Se queste marcature aggiuntive non sono presenti, i rischi sopra descritti non sono coperti.**
Queste garanzie sono valide per calzature in buono stato, e l'azienda non può essere ritenuta responsabile per un utilizzo non previsto nella presente nota informativa.
**Se la calzatura viene fornita con una soletta rimovibile**, i test sono stati eseguiti con la soletta inserita. Le calzature devono essere utilizzate solo con la soletta al proprio posto, e quest'ultima deve essere sostituita solo da una soletta analoga fornita dal produttore originale della calzatura.
**Se la calzatura viene fornita senza soletta**, il test è stato eseguito senza la presenza di una soletta. L'applicazione di una soletta può influire sulle proprietà protettive della calzatura.
**Criteri per la valutazione dello stato delle calzature**
- Principio di una fessurazione pronunciata e profonda che interessa metà dello spessore del materiale della tomaia (fig. a)
- Forte abrasione del materiale della tomaia, soprattutto se l'imbottitura o il supporto del puntale sono scoperti (fig. b)
- La tomaia mostra aree con deformazioni o cuciture spaccate nel gambale (fig. c)
- La suola presenta crepe superiori a 10 mm di lunghezza e 3 mm di profondità (fig. d)
- Separazione tomaia/suola di oltre 15 mm di lunghezza e 5 mm di profondità (fig. g)
- Altezza del tacchetto della suola carrarmato inferiore a 1,5 mm in un punto qualsiasi (fig. e)
- La/le soletta/e originale/i (se presente/i) presenta/no deformazioni e schiacciamenti accentuati
- Imbottitura o bordi definiti della protezione della punta danneggiati, che potrebbero causare ferite (fig. f)
- Delaminazione dei materiali della suola (fig. h)
- Deformazione accentuata della suola dovuta all'esposizione al calore per una delle seguenti cause (fig. i)

o unione di due o più tacchetti a causa della fusione del materiale.
o diminuzione dell'altezza di qualsiasi tacchetto al di sotto di 1,5 mm.
o fusione della parte esterna del tacchetto e dell'intersuola visibile.
- Il meccanismo di chiusura non è funzionante (sistema a cerniera, lacci, occhielli, contatto e chiusura).

# NAUDOJIMO INFORMACIJA — LT - 08/2023

**AVALYNĖS PRIEŽIŪRA**
**IŠDŽIOVINIMAS IR VALYMAS**
**NAUDOJIMAS**

| Reikalavimai | I klasė | | | | | | | | | | II klasė | | | | |
|---|---|---|---|---|---|---|---|---|---|---|---|---|---|---|---|
| Apsauginė avalynė | SB | S1 | S2 | S3 | S3L | S3S | S6 | S7 | S7L | S7S | SB | S4 | S5 | S5L | S5S |
| Darbinė avalynė | OB | O1 | O2 | O3 | O3L | O3S | O6 | O7 | O7L | O7S | OB | O4 | O5 | O5L | O5S |
| Pagrindinė avalynė | X | X | X | X | X | X | X | X | X | X | X | X | X | X | X |
| Uždara kulno sritis | | X | X | X | X | X | X | X | X | X | | X | X | X | X |
| Antistatinės savybės | | X | X | X | X | X | X | X | X | X | | X | X | X | X |
| Energijos sugertis kulno srityje | | X | X | X | X | X | X | X | X | X | | X | X | X | X |
| Vandens skverbimasis ir sugertis | | | X | X | X | X | X | X | X | X | | | | | |
| Visos avalynės atsparumas vandeniui | | | | | | | X | X | X | X | | | | | |
| Pado atsparumas pradūrimui P tipo metalinis įdėklas | | | | X | | | | X | | | | | X | | |
| Pado atsparumas pradūrimui PL tipo nemetalinis įdėklas | | | | | X | | | | X | | | | | X | |
| Pado atsparumas pradūrimui PS tipo nemetalinis įdėklas | | | | | | X | | | | X | | | | | X |
| Rantytas padas | | | | X | X | X | | X | X | X | | | X | X | X |

| Paviršius | Skystis | A sąlyga (kulno slydimas į priekį) | B sąlyga (priekinės dalies slydimas atgal) | Paviršius | Skystis | C sąlyga (kulno slydimas į priekį) | D sąlyga (priekinės dalies slydimas atgal) |
|---|---|---|---|---|---|---|---|
| Keraminių plytelių grindys | Natrio laurilsulfatas (NaLS) | ≥ 0.31 | ≥ 0.36 | Keraminių plytelių grindys | Glicerinas | ≥ 0.19 | ≥ 0.22 |

# LIETOŠANAS NORĀDĪJUMI — LV - 08/2023

**APAVU KOPŠANA**
Lai jums nodrošinātu drošību un komfortu, mūsu apavi ir rūpīgi izgatavoti no augstākās kvalitātes materiāliem, izmantojot jaunākās tehnoloģijas.
**ŽĀVĒŠANA UN TĪRĪŠANA**
**LIETOŠANA**

| Prasības | I klase | | | | | | | | | | II klase | | | | |
|---|---|---|---|---|---|---|---|---|---|---|---|---|---|---|---|
| Aizsargapavi | SB | S1 | S2 | S3 | S3L | S3S | S6 | S7 | S7L | S7S | SB | S4 | S5 | S5L | S5S |
| Darba apavi | OB | O1 | O2 | O3 | O3L | O3S | O6 | O7 | O7L | O7S | OB | O4 | O5 | O5L | O5S |
| Parasti apavi | X | X | X | X | X | X | X | X | X | X | X | X | X | X | X |
| Noslēgts papēdis | | X | X | X | X | X | X | X | X | X | | X | X | X | X |
| Antistatiski | | X | X | X | X | X | X | X | X | X | | X | X | X | X |
| Pamatnes enerģijas absorbēšanas spēja | | X | X | X | X | X | X | X | X | X | | X | X | X | X |
| Ūdens caurlaidība un uzsūkšanās (WPA) | | | X | X | X | X | X | X | X | X | | | | | |
| Apavu kopējā noturība pret ūdeni (WR) | | | | | | | X | X | X | X | | | | | |
| Zoles caurduršanas pretestība P tipa metāla ieliktnis | | | | X | | | | X | | | | | X | | |
| Zoles caurduršanas pretestība PL tipa nemetāla ieliktnis | | | | | X | | | | X | | | | | X | |
| Zoles caurduršanas pretestība PS tipa nemetāla ieliktnis | | | | | | X | | | | X | | | | | X |
| Rievota ārējā zole | | | | X | X | X | | X | X | X | | | X | X | X |

| Virsma | Šķidrums | A apstākļi (papēža paslīdēšana uz priekšu) | B apstākļi (pēdas priekšdaļas paslīdēšana atpakaļ) | Virsma | Šķidrums | C apstākļi (papēža paslīdēšana uz priekšu) | D apstākļi (pēdas priekšdaļas paslīdēšana atpakaļ) |
|---|---|---|---|---|---|---|---|
| Keramikas flīžu grīda | Nātrija laurilsulfāts (NaLS) | ≥ 0.31 | ≥ 0.36 | Keramikas flīžu grīda | Glicerīns | ≥ 0.19 | ≥ 0.22 |

# GEBRUIKERSINFORMATIE — NL - 08/2023

**VERZORGING VAN UW SCHOEISEL**
Ten behoeve van uw veiligheid en comfort wordt ons schoeisel met de grootste zorg gemaakt van materialen van topkwaliteit met behulp van de nieuwste technologie.
**DROGEN EN REINIGEN**
**GEBRUIK**

| Vereisten | Klasse I | | | | | | | | | | Klasse II | | | | |
|---|---|---|---|---|---|---|---|---|---|---|---|---|---|---|---|
| Veiligheidsschoeisel | SB | S1 | S2 | S3 | S3L | S3S | S6 | S7 | S7L | S7S | SB | S4 | S5 | S5L | S5S |
| Werkschoeisel | OB | O1 | O2 | O3 | O3L | O3S | O6 | O7 | O7L | O7S | OB | O4 | O5 | O5L | O5S |
| Basisschoeisel | X | X | X | X | X | X | X | X | X | X | X | X | X | X | X |
| Gesloten hiel | | X | X | X | X | X | X | X | X | X | | X | X | X | X |
| Antistatisch | | X | X | X | X | X | X | X | X | X | | X | X | X | X |
| Energieabsorptie van de binnenzool | | X | X | X | X | X | X | X | X | X | | X | X | X | X |
| Waterpenetratie en -absorptie (WPA) | | | X | X | X | X | X | X | X | X | | | | | |
| Waterbestendigheid van gehele schoeisel (WR) | | | | | | | X | X | X | X | | | | | |
| Penetratieweerstand van de zool Metalen inzetstuk type P | | | | X | | | | X | | | | | X | | |
| Penetratieweerstand van de zool Niet-metalen inzetstuk type PL | | | | | X | | | | X | | | | | X | |
| Penetratieweerstand van de zool Niet-metalen inzetstuk type PS | | | | | | X | | | | X | | | | | X |
| Buitenzool met schoenplaatjes | | | | X | X | X | | X | X | X | | | X | X | X |

| Oppervlak | Vloeistof | Toestand A (voorwaartse hielslip) | Toestand B (achterwaartse voorslip) | Oppervlak | Vloeistof | Toestand C (voorwaartse hielslip) | Toestand D (achterwaartse voorslip) |
|---|---|---|---|---|---|---|---|
| Keramische tegelvloer | Natriumlaurylsulfaat (NaLS) | ≥ 0.31 | ≥ 0.36 | Keramische tegelvloer | Glycerine | ≥ 0.19 | ≥ 0.22 |

# INFORMACJA DLA UŻYTKOWNIKA — PL - 08/2023

**STARANNOŚĆ I WYSOKA JAKOŚĆ**
Nasze obuwie jest wykonywane z największą starannością, z najwyższej jakości materiałów i z zastosowaniem najnowocześniejszej technologii z myślą o bezpieczeństwie i komforcie użytkowania.
**SUSZENIE I CZYSZCZENIE**
**UŻYTKOWANIE**

| Wymagania | Klasa I | | | | | | | | | | Klasa II | | | | |
|---|---|---|---|---|---|---|---|---|---|---|---|---|---|---|---|
| Obuwie ochronne | SB | S1 | S2 | S3 | S3L | S3S | S6 | S7 | S7L | S7S | SB | S4 | S5 | S5L | S5S |
| Obuwie zawodowe | OB | O1 | O2 | O3 | O3L | O3S | O6 | O7 | O7L | O7S | OB | O4 | O5 | O5L | O5S |
| Obuwie podstawowe | X | X | X | X | X | X | X | X | X | X | X | X | X | X | X |
| Zamknięty obszar pięty | | X | X | X | X | X | X | X | X | X | | X | X | X | X |
| Antystatyczne | | X | X | X | X | X | X | X | X | X | | X | X | X | X |
| Absorpcja energii w części piętowej | | X | X | X | X | X | X | X | X | X | | X | X | X | X |
| Przenikanie i wchłanianie wody (WPA) | | | X | X | X | X | X | X | X | X | | | | | |
| Wodoodporność całego buta (WR) | | | | | | | X | X | X | X | | | | | |
| Odporność podeszwy na przenikanie Wkładka metalowa typu P | | | | X | | | | X | | | | | X | | |
| Odporność podeszwy na przenikanie Wkładka niemetalowa typu PL | | | | | X | | | | X | | | | | X | |
| Odporność podeszwy na przenikanie Wkładka niemetalowa typu PS | | | | | | X | | | | X | | | | | X |
| Podeszwa zewnętrzna z występami | | | | X | X | X | | X | X | X | | | X | X | X |

| Powierzchnia | Ciecz | Warunek A (poślizg pięty do przodu) | Warunek B (poślizg przedniej części stopy do tyłu) | Powierzchnia | Ciecz | Warunek C (poślizg pięty do przodu) | Warunek D (poślizg przedniej części stopy do tyłu) |
|---|---|---|---|---|---|---|---|
| Posadzka z płytek ceramicznych | Laurylosiarczan sodu (NaLS) | ≥ 0.31 | ≥ 0.36 | Posadzka z płytek ceramicznych | Gliceryna | ≥ 0.19 | ≥ 0.22 |

# INFORMAÇÃO DO UTILIZADOR — PT - 08/2023

**CUIDADOS COM O SEU CALÇADO**
Para sua segurança e conforto, o nosso calçado foi fabricado com o maior cuidado a partir de materiais de alta qualidade, utilizando a mais recente tecnologia.
**SECAGEM E LIMPEZA**
**UTILIZAÇÃO**

| Requisitos | Classe I | | | | | | | | | | Classe II | | | | |
|---|---|---|---|---|---|---|---|---|---|---|---|---|---|---|---|
| Calçado de segurança | SB | S1 | S2 | S3 | S3L | S3S | S6 | S7 | S7L | S7S | SB | S4 | S5 | S5L | S5S |
| Calçado ocupacional | OB | O1 | O2 | O3 | O3L | O3S | O6 | O7 | O7L | O7S | OB | O4 | O5 | O5L | O5S |
| Calçado básico | X | X | X | X | X | X | X | X | X | X | X | X | X | X | X |
| Área de calcanhar fechada | | X | X | X | X | X | X | X | X | X | | X | X | X | X |
| Antiestático | | X | X | X | X | X | X | X | X | X | | X | X | X | X |
| Absorção de energia da região do calcanhar | | X | X | X | X | X | X | X | X | X | | X | X | X | X |
| Penetração e absorção de água (WPA) | | | X | X | X | X | X | X | X | X | | | | | |
| Resistência à água de todo o calçado (WR) | | | | | | | X | X | X | X | | | | | |
| Resistência à penetração do solo Inserção metálica tipo P | | | | X | | | | X | | | | | X | | |
| Resistência à penetração do solo Inserção não-metal tipo PL | | | | | X | | | | X | | | | | X | |
| Resistência à penetração do solo Inserção não-metal tipo PS | | | | | | X | | | | X | | | | | X |
| Sola com relevo | | | | X | X | X | | X | X | X | | | X | X | X |

| Superfície | Líquido | Condição A (patinagem do calcanhar dianteiro) | Condição B (escorregamento para trás) | Superfície | Líquido | Condição C (patinagem do calcanhar dianteiro) | Condição D (escorregamento para trás) |
|---|---|---|---|---|---|---|---|
| Cerâmica chão de ladrilhos | Lauril de Sódio sulfato (NaLS) | ≥ 0.31 | ≥ 0.36 | Cerâmica chão de ladrilhos | Glicerina | ≥ 0.19 | ≥ 0.22 |

# INFORMATII PENTRU UTILIZATOR — RO - 08/2023

**ÎNGRIJIREA ÎNCĂLȚĂMINTEI DVS.**
Pentru siguranța și confortul dvs., încălțămintea noastră a fost confecționată cu cea mai mare atenție, din materiale de cea mai bună calitate, folosind cele mai noi tehnologii.
**USCARE ȘI CURĂȚARE**
**UTILIZARE**

| Cerințe | Clasa I | | | | | | | | | | Clasa II | | | | |
|---|---|---|---|---|---|---|---|---|---|---|---|---|---|---|---|
| Încălțăminte de protecție | SB | S1 | S2 | S3 | S3L | S3S | S6 | S7 | S7L | S7S | SB | S4 | S5 | S5L | S5S |
| Încălțăminte de lucru | OB | O1 | O2 | O3 | O3L | O3S | O6 | O7 | O7L | O7S | OB | O4 | O5 | O5L | O5S |
| Încălțăminte de bază | X | X | X | X | X | X | X | X | X | X | X | X | X | X | X |
| Zonă închisă a călcâiului | | X | X | X | X | X | X | X | X | X | | X | X | X | X |
| Antistatic | | X | X | X | X | X | X | X | X | X | | X | X | X | X |
| Absorbția de energie în zona călcâiului | | X | X | X | X | X | X | X | X | X | | X | X | X | X |
| Rezistența la pătrunderea și absorbția apei (WPA) | | | X | X | X | X | X | X | X | X | | | | | |
| Rezistența generală la apă (WR) | | | | | | | X | X | X | X | | | | | |
| Talpă rezistentă la perforare Inserție metalică de tip P | | | | X | | | | X | | | | | X | | |
| Talpă rezistentă la perforare Inserție nemetalică de tip PL | | | | | X | | | | X | | | | | X | |
| Talpă rezistentă la perforare Inserție nemetalică de tip PS | | | | | | X | | | | X | | | | | X |
| Talpă exterioară cu crampoane | | | | X | X | X | | X | X | X | | | X | X | X |

| Suprafață | Lichid | Condiția A (alunecarea călcâiului înainte) | Condiția B (alunecare înapoi a părții din față) | Suprafață | Lichid | Condiția C (alunecarea călcâiului înainte) | Condiția D (alunecare înapoi a părții din față) |
|---|---|---|---|---|---|---|---|
| Pardoseală din plăci de ceramică | Lauril sulfat de sodiu (NaLS) | ≥ 0.31 | ≥ 0.36 | Pardoseală din plăci de ceramică | Glicerină | ≥ 0.19 | ≥ 0.22 |

# INFORMÁCIE PRE POUŽÍVATEĽA — SK - 08/2023

**STAROSTLIVOSŤ O OBUV**
Pre vašu bezpečnosť a pohodlie je naša obuv vyrobená s najvyššou starostlivosťou z materiálov najvyššej kvality s použitím najnovšej technológie.
**SUŠENIE A ČISTENIE**
**POUŽÍVANIE**

| Požiadavky | Trieda I | | | | | | | | | | Trieda II | | | | |
|---|---|---|---|---|---|---|---|---|---|---|---|---|---|---|---|
| Bezpečnostná obuv | SB | S1 | S2 | S3 | S3L | S3S | S6 | S7 | S7L | S7S | SB | S4 | S5 | S5L | S5S |
| Pracovná obuv | OB | O1 | O2 | O3 | O3L | O3S | O6 | O7 | O7L | O7S | OB | O4 | O5 | O5L | O5S |
| Základná obuv | X | X | X | X | X | X | X | X | X | X | X | X | X | X | X |
| Oblasť zatvorenej päty | | X | X | X | X | X | X | X | X | X | | X | X | X | X |
| Antistatická | | X | X | X | X | X | X | X | X | X | | X | X | X | X |
| Absorpcia energie v oblasti päty | | X | X | X | X | X | X | X | X | X | | X | X | X | X |
| Prenikanie a absorpcia vody (WPA) | | | X | X | X | X | X | X | X | X | | | | | |
| Odolnosť celej obuvi voči vode (WR) | | | | | | | X | X | X | X | | | | | |
| Penetračná odolnosť podrážky Kovová vložka, typ P | | | | X | | | | X | | | | | X | | |
| Penetračná dolnosť podrážky Nekovová vložka, typ PL | | | | | X | | | | X | | | | | X | |
| Penetračná dolnosť podrážky Nekovová vložka, typ PS | | | | | | X | | | | X | | | | | X |
| Profilovaná podrážka | | | | X | X | X | | X | X | X | | | X | X | X |

| Povrch | Kvapalina | Podmienka A (sklznutie päty dopredu) | Podmienka B (sklznutie prednej časti dozadu) | Povrch | Kvapalina | Podmienka C (sklznutie päty dopredu) | Podmienka D (sklznutie prednej časti dozadu) |
|---|---|---|---|---|---|---|---|
| Keramické dlaždice | Laurylsulfát sodný (NaLS) | ≥ 0.31 | ≥ 0.36 | Keramické dlaždice | Glycerín | ≥ 0.19 | ≥ 0.22 |

# INFORMACIJE ZA UPORABNIKE — SI - 08/2023

**NEGA ZA VASO OBUTEV**
**SUŠENJE IN ČIŠČENJE**
**UPORABA**

| Zahteve | Razred I | | | | | | | | | | Razred II | | | | |
|---|---|---|---|---|---|---|---|---|---|---|---|---|---|---|---|
| Zaščitna obutev | SB | S1 | S2 | S3 | S3L | S3S | S6 | S7 | S7L | S7S | SB | S4 | S5 | S5L | S5S |
| Delovna obutev | OB | O1 | O2 | O3 | O3L | O3S | O6 | O7 | O7L | O7S | OB | O4 | O5 | O5L | O5S |
| Osnovna obutev | X | X | X | X | X | X | X | X | X | X | X | X | X | X | X |
| Zaprto območje pete | | X | X | X | X | X | X | X | X | X | | X | X | X | X |
| Antistatično | | X | X | X | X | X | X | X | X | X | | X | X | X | X |
| Absorpcija energije sedeža regija | | X | X | X | X | X | X | X | X | X | | X | X | X | X |
| Vdiranje in absorpcija vode (WPA) | | | X | X | X | X | X | X | X | X | | | | | |
| Odpornost na vodo celotnega obuvala (WR) | | | | | | | X | X | X | X | | | | | |
| Peta Odpornost proti prodiranju Kovinski vložek tipa P | | | | X | | | | X | | | | | X | | |
| Peta Odpornost proti prodiranju Nekovinski vložek tipa PL | | | | | X | | | | X | | | | | X | |
| Peta Odpornost proti prodiranju Nekovinski vložek tipa PS | | | | | | X | | | | X | | | | | X |
| Profilirani podplat | | | | X | X | X | | X | X | X | | | X | X | X |

| Površina | Tekočina | Stanje A (zdrs pete naprej) | Stanje B (zdrs sprednjega dela nazaj) | Površina | Tekočina | Stanje C (zdrs pete naprej) | Stanje D (zdrs sprednjega dela nazaj) |
|---|---|---|---|---|---|---|---|
| Tla s keramičnimi ploščicami | Natrijev lauril sulfat (NaLS) | ≥ 0.31 | ≥ 0.36 | Tla s keramičnimi ploščicami | Glicerin | ≥ 0.19 | ≥ 0.22 |

# INFORMATION TILL ANVÄNDARE — SE - 08/2023

**SKOTSEL AV SKOR**
För din säkerhet och komfort har våra skor tillverkats ytterst noggrant i material med högsta kvalitet och med hjälp av den senaste tekniken.
**TORKNING OCH RENGÖRING**
**ANVÄNDNING**

| Krav | Klass I | | | | | | | | | | Klass II | | | | |
|---|---|---|---|---|---|---|---|---|---|---|---|---|---|---|---|
| Skyddsskor | SB | S1 | S2 | S3 | S3L | S3S | S6 | S7 | S7L | S7S | SB | S4 | S5 | S5L | S5S |
| Arbetsskor | OB | O1 | O2 | O3 | O3L | O3S | O6 | O7 | O7L | O7S | OB | O4 | O5 | O5L | O5S |
| Vanliga skor | X | X | X | X | X | X | X | X | X | X | X | X | X | X | X |
| Täckt hälyta | | X | X | X | X | X | X | X | X | X | | X | X | X | X |
| Antistatisk | | X | X | X | X | X | X | X | X | X | | X | X | X | X |
| Energiabsorption i underlagsregionen | | X | X | X | X | X | X | X | X | X | | X | X | X | X |
| Vatteninträngning och absorption (WPA) | | | X | X | X | X | X | X | X | X | | | | | |
| Vattenmotstånd hos hela skon (WR) | | | | | | | X | X | X | X | | | | | |
| Sulans penetreringsmotstånd Metallinsats typ P | | | | X | | | | X | | | | | X | | |
| Sulans penetreringsmotstånd Metallfri insats typ PL | | | | | X | | | | X | | | | | X | |
| Sulans penetreringsmotstånd Metallfri insats typ PS | | | | | | X | | | | X | | | | | X |
| Ribbförsedd yttersula | | | | X | X | X | | X | X | X | | | X | X | X |

| Yta | Vätska | Tillstånd A (halka framåt med hälen) | Tillstånd B (halka bakåt med främre del av sulan) | Yta | Vätska | Tillstånd C (halkning framåt med hälen) | Tillstånd D (halkning bakåt med främre del av sulan) |
|---|---|---|---|---|---|---|---|
| Keramiskt klinkergolv | Keramiskt klinkergolv | ≥ 0.31 | ≥ 0.36 | Keramiskt klinkergolv | Glycerin | ≥ 0.19 | ≥ 0.22 |

# INFORMACE PRO UŽIVATELE — CZ - 08/2023

**PECE O TUTO OBUV**
V zájmu vašeho bezpečí a pohodlí vyrábíme naši obuv s nejvyšší možnou péčí a za použití nejkvalitnějších materiálů a nejnovějších technologií.
**SUŠENÍ A ČIŠTĚNÍ**
**POUŽITÍ**

| Požadavky | Třída I | | | | | | | | | | Třída II | | | | |
|---|---|---|---|---|---|---|---|---|---|---|---|---|---|---|---|
| Bezpečnostní obuv | SB | S1 | S2 | S3 | S3L | S3S | S6 | S7 | S7L | S7S | SB | S4 | S5 | S5L | S5S |
| Pracovní obuv | OB | O1 | O2 | O3 | O3L | O3S | O6 | O7 | O7L | O7S | OB | O4 | O5 | O5L | O5S |
| Základní obuv | X | X | X | X | X | X | X | X | X | X | X | X | X | X | X |
| Oblast s uzavřenou patou | | X | X | X | X | X | X | X | X | X | | X | X | X | X |
| Antistatická úprava | | X | X | X | X | X | X | X | X | X | | X | X | X | X |
| Absorpce energie v oblasti podešve | | X | X | X | X | X | X | X | X | X | | X | X | X | X |
| Průnik a absorpce vody (WPA) | | | X | X | X | X | X | X | X | X | | | | | |
| Odolnost celé obuvi vůči vodě (WR) | | | | | | | X | X | X | X | | | | | |
| Odolnost podešve vůči penetraci Kovová výztuž typu P | | | | X | | | | X | | | | | X | | |
| Odolnost podešve vůči penetraci Nekovová výztuž typu PL | | | | | X | | | | X | | | | | X | |
| Odolnost podešve vůči penetraci Nekovová výztuž typu PS | | | | | | X | | | | X | | | | | X |
| Protiskluzová podrážka | | | | X | X | X | | X | X | X | | | X | X | X |

| Povrch | Tekutina | Podmínky A (uklouznutí na podpatku dopředu) | Podmínky B (uklouznutí dozadu na přední části) | Povrch | Tekutina | Podmínky C (uklouznutí na podpatku dopředu) | Podmínky D (uklouznutí dozadu na přední části) |
|---|---|---|---|---|---|---|---|
| Podlaha z keramických dlaždic | Lauryl sulfát sodný (NaLS) | ≥ 0.31 | ≥ 0.36 | Podlaha z keramických dlaždic | Glycerin | ≥ 0.19 | ≥ 0.22 |

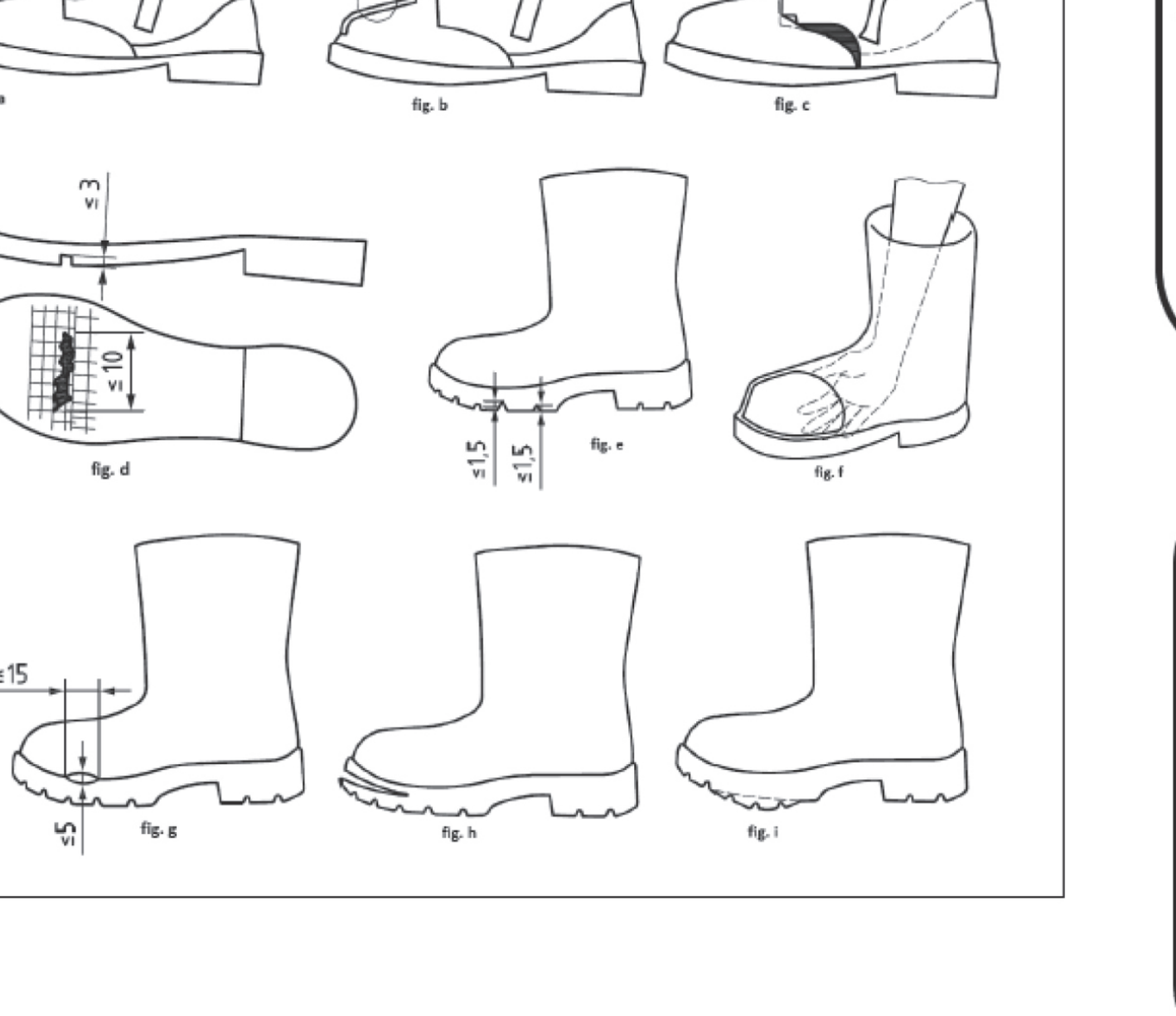


## USER INFORMATION NOTICE D'UTILISATION
## EN 61340.5.1:2016

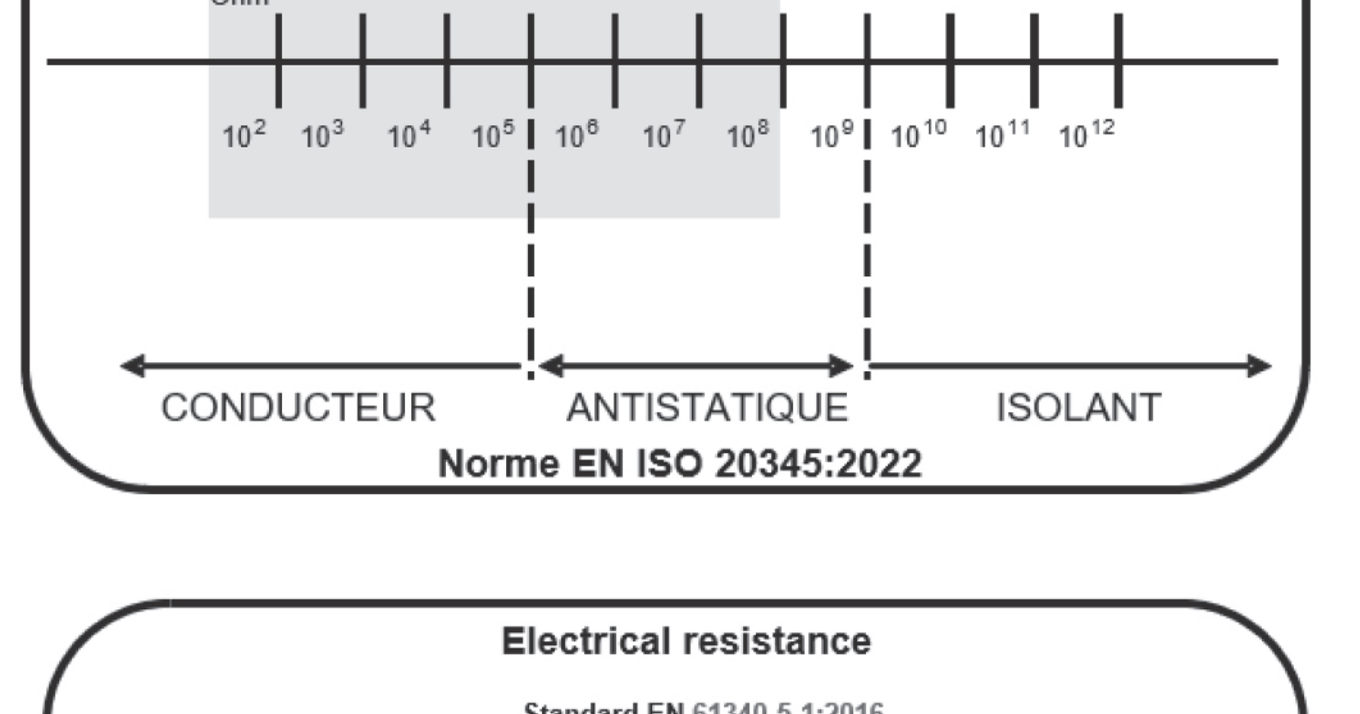


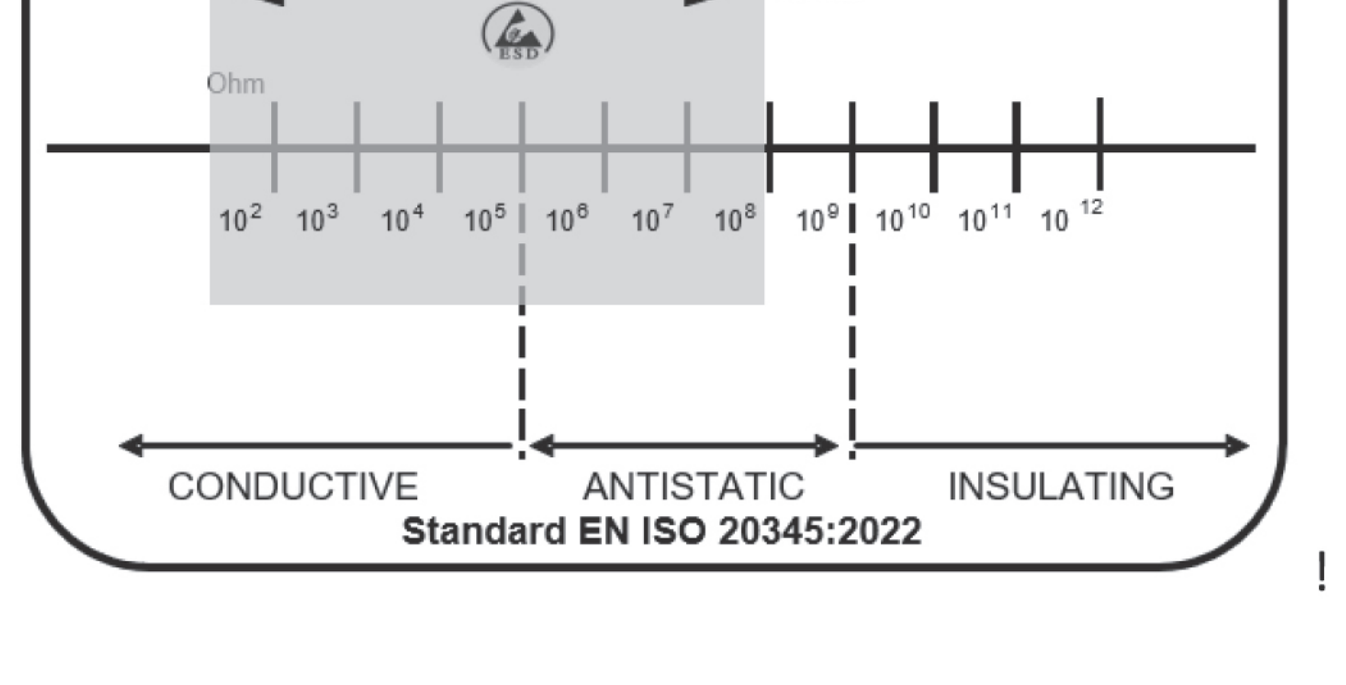


| Condition de contrôle pour les mesures électriques / Control condition for electrical measurements | Préconditionnement / Preconditioning | Conditionnement / Conditioning | Mesure / Measurement |
|---|---|---|---|
| Heures (h) / Hours (h) | $72^{+10}_{0}$ | $72^{+10}_{0}$ | |
| Température / Temperature (°C) | 40 ± 3 | 23 ± 3 | 23 ± 3 |
| Humidité relative / Relative humidity (% RH) | < 15 | 12 ± 3 | 12 ± 3 |